

15G450/N

LOW FREQUENCY



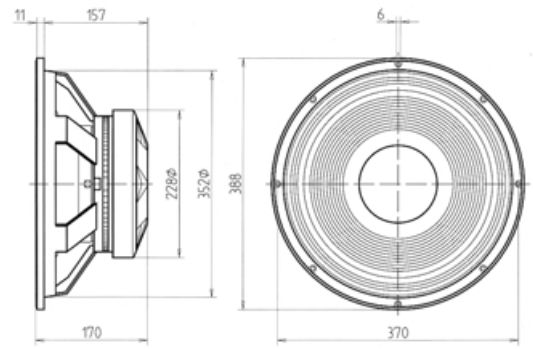
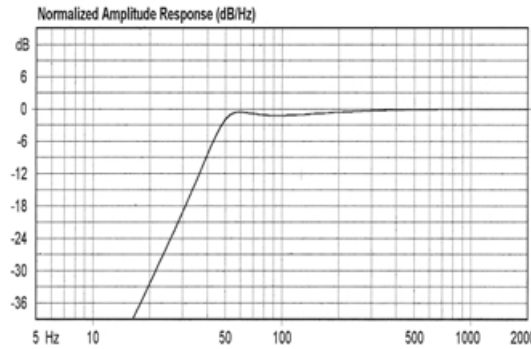
This 15" bass loudspeaker has been specifically designed to deliver high impact bass response, with exceptional high power handling capacity. It incorporates an edgewound ribbon voice coil (4"1/2 diameter) and massive vented magnetic structure. An optimum cooling system allows a fast heat exchange and contributes to the reduction of thermal power compression. This model covers the low frequency range with smooth response, low harmonic distortion and high efficiency.

Este modelo de 15" utiliza la misma filosofía de construcción que los modelos de 18" de gran potencia: bobina de 4"1/2, realizada con hilo plano de cobre, circuito magnético con sistema de disipación térmica optimizado para acelerar la evacuación del calor generado en la bobina y doble centrador, para asegurar un control del desplazamiento en grandes elongaciones. Este altavoz cubre el rango de bajas frecuencias con respuesta plana, baja distorsión armónica y alta eficiencia.

SPECIFICATIONS

Nominal diameter	380 mm. 15 in.
Rated impedance	8 ohms.
Power capacity*	600 w RMS
Program Power	1200 Watts.
Sensitivity	98 dB, 2.83v @ 1m @ 2π
Frequency range	30-1500 Hz
Recom. enclosure vol.	50/250 l 1.75/5.25 ft. ³
Voice coil diameter	114 mm. 4.5 in.
Magnetic assembly weight	10.8 kg. 23.76 lb.
BL factor	24.3 N/A
Moving mass	0.142 kg.
Voice coil length	21 mm.
Air gap height	9 mm.
X damage (peak to peak)	35 mm.

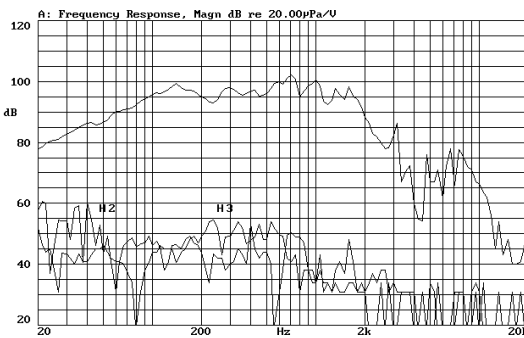
PREDICTED LOW FREQUENCY RESPONSE • Bass-reflex cabinet, Vb=100.00 l, fb=50.0 Hz



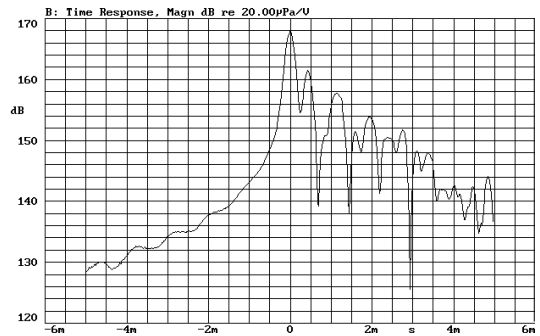
MOUNTING INFORMATION

Overall diameter	388 mm. 15.28 in.
Bolt circle diameter	370 mm. 14.56 in.
Baffle cutout diameter:	
-Front mount	352 mm. 13.85 in.
-Rear mount	355 mm. 13.97 in.
Depth	170 mm. 6.69 in.
Volume displaced by driver	6 l 0.21 ft. ³
Net weight	12.2 kg. 26.84 lb.
Shipping weight	13.2 kg. 29.04 lb.

FREQUENCY RESPONSE & DISTORTION CURVES, MAGN. On axis, 1w @ 1m.



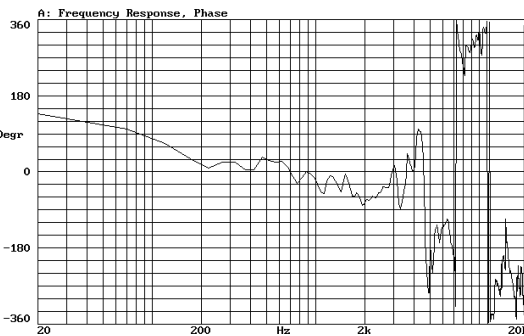
TIME RESPONSE, MAGN.



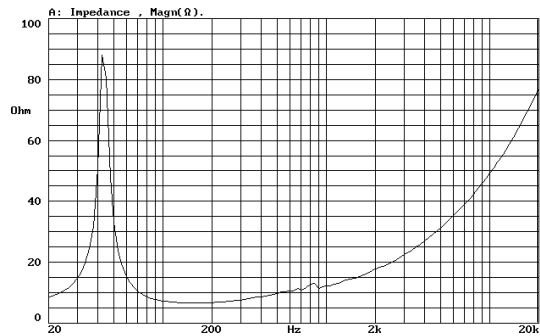
MATERIALS

Basket	Die Cast aluminium
Cone	Paper
Surround	Plasticised cloth
Voice coil	Flat copper wire
Magnet	Ferrite

FREQUENCY RESPONSE, PHASE. On axis, 1w @ 1m.



FREE AIR IMPEDANCE CURVE



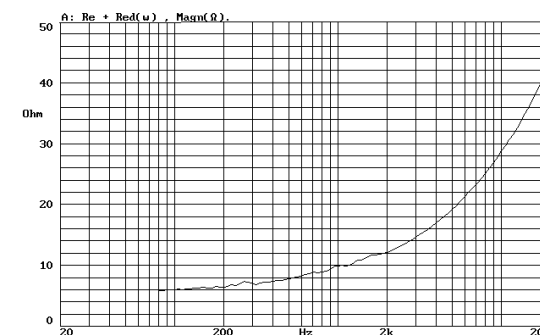
THIELE-SMALL PARAMETERS**

Resonant Frequency, fs	45 Hz
D.C. Voice Coil Resistance, Re	5.7 ohms.
Mechanical Quality Factor, Qms	10.5
Electrical Quality Factor, Qes	0.33
Total Quality Factor, Qts	0.32
Equivalent Air Volume to Cms, Vas	115 l
Mechanical Compliance, Cms	88 µm/N
Mechanical Resistance, Rms	3.23 kg/s
Efficiency, ηo (%)	3
Effective Surface Area, Sd(m ²)	0.088 m ²
Maximum Displacement, Xmax	6.5 mm.
Displacement Volume, Vd	570 cm. ³
Voice Coil Inductance, Le @ 1kHz	1.2 mH

VOICE COIL INDUCTANCE CURVE



Re + Red(w) CURVE



NOTES

*The power capacity corresponds to the RMS maximum value that can dissipate the loudspeaker when a sinus signal is applied for a period of at least two hours. Program power is defined as the transducer's ability to handle normal music program material.

** T-S parameters are measured after an exercise period using a preconditioning power test, using a velocity-current laser transducer, and will reflect the long term parameters, once the loudspeaker has been working for a short period of time.

NOTAS

*La potencia admisible corresponde a la máxima potencia RMS que puede disipar el altavoz durante al menos dos horas, cuando se le aplica una señal senoidal determinada.

Por potencia programa se entiende la capacidad del altavoz en el manejo de señales transitorias, como sería el proporcionado por el contenido de un pasaje musical normal.

* Los parámetros T-S han sido medidos después de un periodo de fatiga y estabilización de las suspensiones, mediante transductor laser de velocidad-corriente, y son el reflejo de los parámetros a largo plazo del altavoz, una vez éste haya sido instalado y haya trabajado en un corto espacio de tiempo.