

# CP380M

## HIGH FREQUENCY COMPRESSION DRIVER

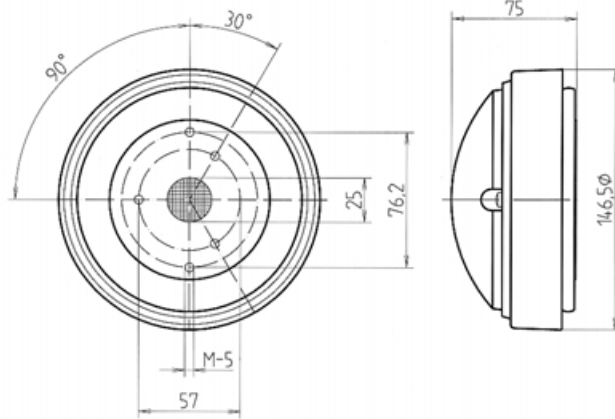


This 1" professional high quality compression driver features a lightweight diaphragm assembly made with temperature polyester, attached to an edgewound aluminium ribbon voice coil, providing exceptionally acoustic pressure over an extremely wide frequency range, with smooth and flat response and low harmonic distortion. The coil diaphragm assembly is easily field replaceable without soldering.

Este modelo de compresión de 1" de salida incorpora un diafragma ultra ligero de poliéster, unido a una bobina de hilo plano de aluminio, lo que le dota de una extraordinaria sensibilidad y amplísima banda pasante. Su gran linealidad le permite ser utilizado con bocinas de directividad constante sin ningún tipo de equalización.

### SPECIFICATIONS

Throat diameter	25 mm. 1 in.
Rated impedance	8 ohms.
Minimum impedance	5.2 ohms @ 4.5 kHz
D.C. Resistance	4.7 ohm
Power Capacity*	50 w RMS above 1.5 kHz
Program Power	100 Watts. above 1.5 kHz
Sensitivity*	107 dB 1w @ 1m coupled to TD-250 horn
Frequency range	0.8 - 20 kHz
Recommended crossover	1.2 kHz or higher
Voice coil diameter	44.4 mm. 1.75 in.
Magnetic assembly weight	3 kg. 6.6lb.
Flux density	2 T
BL factor	7 N/A



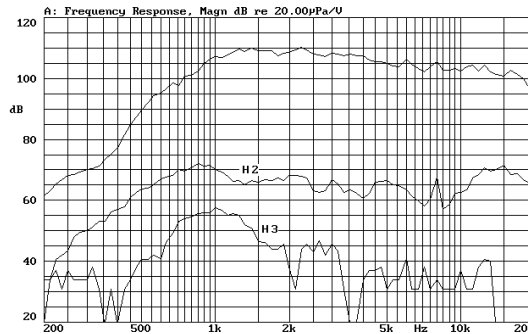
### MOUNTING INFORMATION

Overall diameter	146.5 mm. 5.77 in.
Depth	75 mm. 2.95 in.
Mounting	Three M5 threaded holes, 120° apart on 57 mm (2.24 in.) diameter circle. Two M5 threaded holes, 180° apart on 76.2 mm. (3 in.) diameter circle. Mounting hardware is supplied.
Net weight	3.25 kg. 7.16 lb.
Shipping weight	3.4 kg. 7.5 lb.

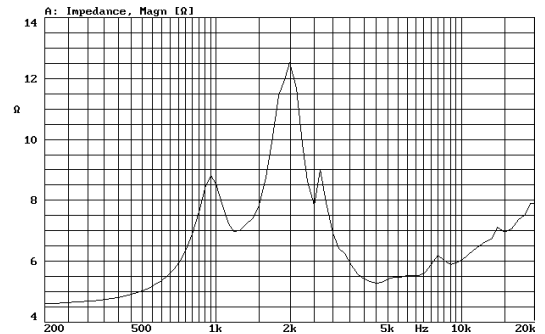
### MATERIALS

Diaphragm	Polyester
Voice coil	Edgewound alum. ribbon
Voice coil former	Kapton
Magnet	Ferrite

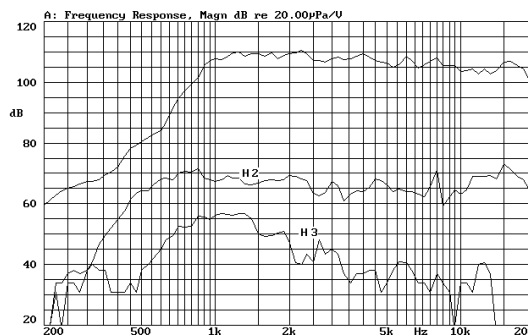
FREQUENCY RESPONSE & DISTORTION CURVES, MAGN. On axis, 1w @ 1m.  
Coupling to TD250 Horn



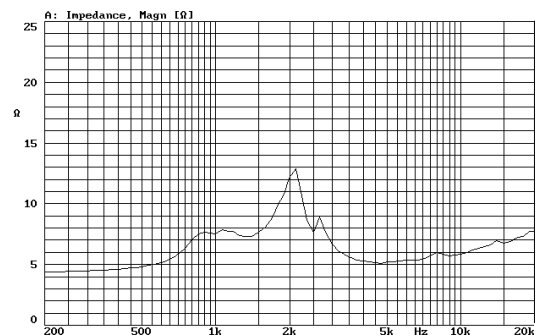
FREE AIR IMPEDANCE CURVE  
Coupling to TD250 Horn



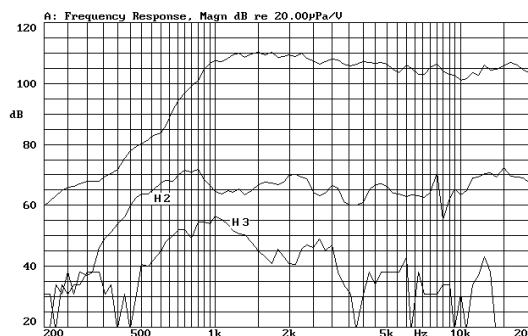
FREQUENCY RESPONSE & DISTORTION CURVES, MAGN. On axis, 1w @ 1m.  
Coupling to TD245 Horn



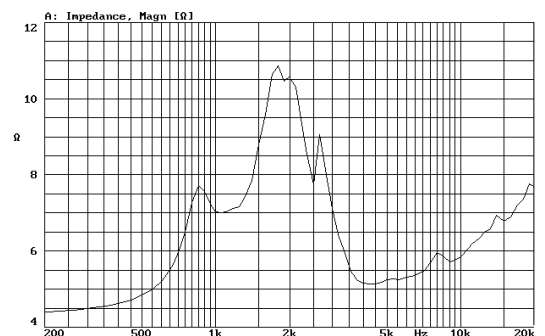
FREE AIR IMPEDANCE CURVE  
Coupling to TD245 Horn



FREQUENCY RESPONSE & DISTORTION CURVES, MAGN. On axis, 1w @ 1m.  
Coupling to TD235 Horn



FREE AIR IMPEDANCE CURVE  
Coupling to TD235 Horn



### NOTES

\*The power capacity corresponds to the RMS maximum value that can dissipate the loudspeaker when a sinus signal is applied for a period of at least two hours.

Program power is defined as the transducer's ability to handle normal music program material.

\*\*Sensitivity was measured at 1m distance, on axis, with 1w input, averaged in the range 3-15 kHz.

### NOTAS

\* La potencia admisible corresponde a la máxima potencia RMS que puede disipar el altavoz durante al menos dos horas, cuando se le aplica una señal senoidal determinada. Por potencia programa se entiende la capacidad de altavoz en el manejo de señales transitorias como sería el proporcionado por el contenido de un pasaje musical normal.

\*\*Medición realizada con el micrófono a 1 m de distancia, en el eje, aplicando 1w al altavoz, promediando en el rango 1-7 kHz.