

-Pro-

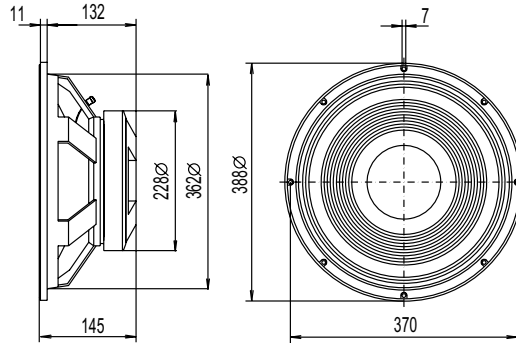
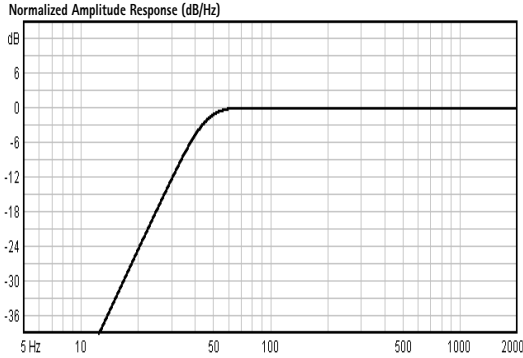
(15LX60) LOW FREQUENCY

This 15" long excursion bass loudspeaker has been specifically designed to deliver high impact bass response, with exceptional high power handling capacity (600w RMS). It incorporates an edgewound ribbon voice coil (4" diameter) and vented magnetic structure. An optimum cooling system allows a fast heat exchange and contributes to the reduction of thermal power compression.

Modelo de 15" de gran desplazamiento para aplicaciones fundamentalmente de baja y muy baja frecuencia (subgraves). Este altavoz se caracteriza por una bobina de gran tamaño (4") con una potencia excepcionalmente alta (600W RMS) debido a una estudiada refrigeración del bobinado, un excelente rendimiento y una reducida distorsión armónica.



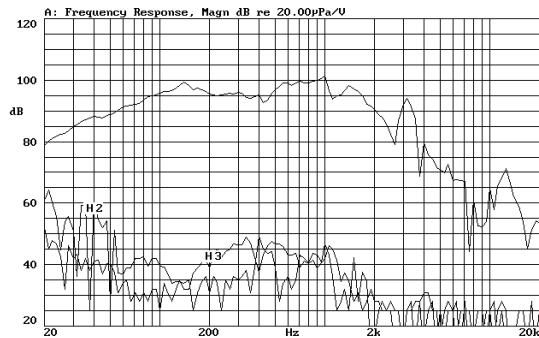
PREDICTED LOW FREQUENCY RESPONSE • Bass-reflex cabinet, Vb=120,00 l, fb=42 Hz



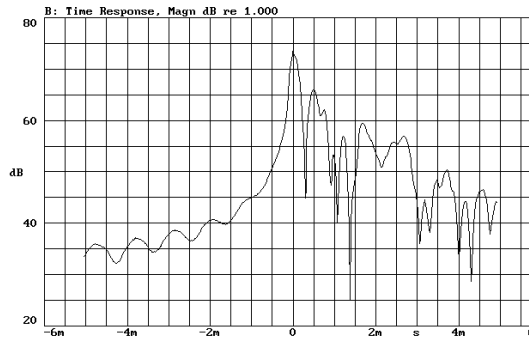
SPECIFICATIONS

Nominal diameter	380 mm. 15 in.
Rated impedance	8 ohms.
Power capacity*	600 w RMS
Program Power	1200 Watts.
Sensitivity	98 dB 2.83V @ 1m @ 2π
Frequency range	30-1500 Hz
Recom. enclosure vol.	60-150 l 2.24/6 ft. ³
Voice coil diameter	100 mm. 4 in.
Magnetic assembly weight	9 kg. 19.84 lb.
BL factor	20.35 N/A
Moving mass	0.120 kg.
Voice coil length	23 mm.
Air gap height	8 mm.
X damage (peak to peak)	40 mm.

FREQUENCY RESPONSE & DISTORTION CURVES, MAGN. On axis, 1w @ 1m.



TIME RESPONSE, MAGN.



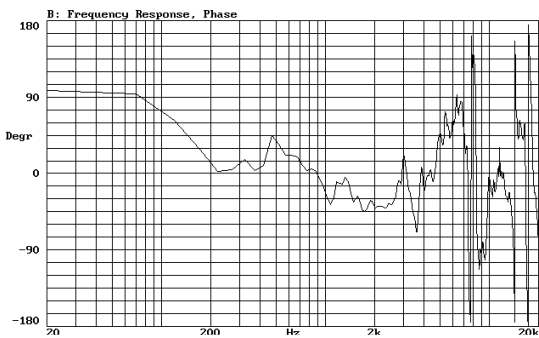
MOUNTING INFORMATION

Overall diameter	388 mm. 15.28 in.
Bolt circle diameter	370 mm. 14.56 in.
Baffle cutout diameter:	
-Front mount	362 mm. 14.25 in.
-Rear mount	355 mm. 13.98 in.
Depth	145 mm. 5.7 in.
Volume displaced by driver	7 l 0.25 ft. ³
Net weight	10.4 kg. 22.92 lb.
Shipping weight	11.5 kg. 25.35 lb.

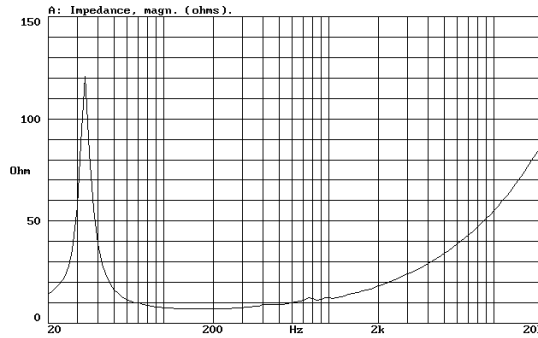
MATERIALS

Basket	Cast aluminium
Cone	Paper
Surround	Treated cloth
Voice coil	Edgewound copper wire
Magnet	Ferrite

FREQUENCY RESPONSE, PHASE. On axis, 1w @ 1m.



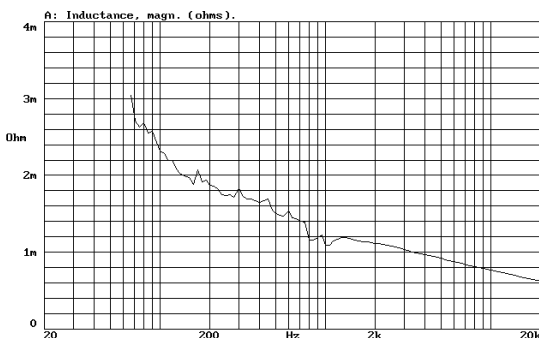
FREE AIR IMPEDANCE CURVE



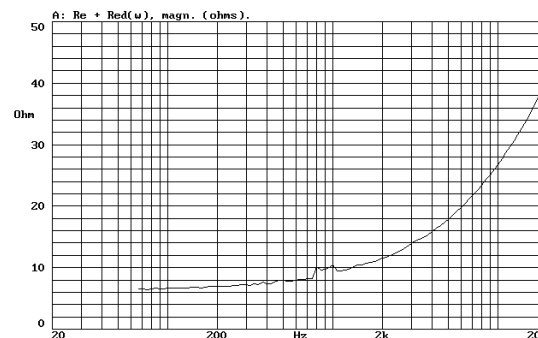
THIELE-SMALL PARAMETERS**

Resonant Frequency, fs	35 Hz
D.C. Voice Coil Resistance, Re	5.5 ohms.
Mechanical Quality Factor, Qms	8.7
Electrical Quality Factor, Qes	0.36
Total Quality Factor, Qts	0.35
Equivalent Air Volume to Cms, Vas	215 l
Mechanical Compliance, Cms	290 µm/N
Mechanical Resistance, Rms	2.9 kg/s
Efficiency, η (%)	2.3
Effective Surface Area, Sd(m ²)	0.091 m ²
Maximum Displacement, Xmax	9 mm
Displacement Volume, Vd	820 cm. ³
Voice Coil Inductance, Le @ 1kHz	1,2 mH

VOICE COIL INDUCTANCE CURVE



Re + Red(w) CURVE



NOTES

*The power capacity corresponds to the RMS maximum value that can dissipate the loudspeaker when a sinus signal is applied for a period of at least two hours. Program power is defined as the transducer's ability to handle normal music program material.

** T-S parameters are measured after an exercise period using a preconditioning power test, using a velocity-current laser transducer, and will reflect the long term parameters, once the loudspeaker has been working for a short period of time.

NOTAS

*La potencia admisible corresponde a la máxima potencia RMS que puede disipar el altavoz durante al menos dos horas, cuando se le aplica una señal senoidal determinada.

Por potencia programa se entiende la capacidad del altavoz en el manejo de señales transitorias, como sería el proporcionado por el contenido de un pasaje musical normal.

* Los parámetros T-S han sido medidos después de un periodo de fatiga y estabilización de las suspensiones, mediante transductor laser de velocidad-corriente, y son el reflejo de los parámetros a largo plazo del altavoz, una vez éste haya sido instalado y haya trabajado en un corto espacio de tiempo.